


Labour Market Information

*LMI obtained from the Office for National Statistics and Gov.uk. Last updated January 2020

Liverpool City Region LEP

Wirral, Liverpool, Knowsley, Halton & St. Helens

Employment



UK - 76.3%
LEP - 72.9%


16-64 year old population = 976,500

Unemployment



UK - 3.8%
LEP - 3.7%

Salary



UK Average - £30,414
LEP Average - £27,981

Self-Employment



8.5%

83,400 people in the region are self-employed

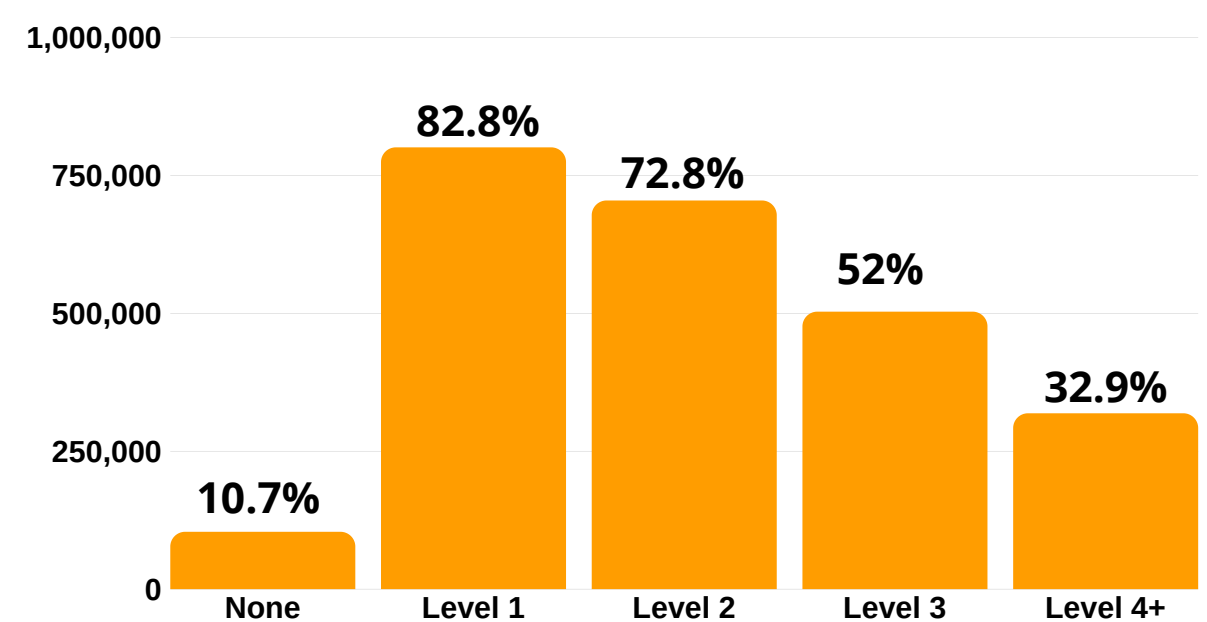
Growth by job sector by 2022

- Leisure and Tourism
- Administration
- Health and Social Care
- Professional Services
- I.T and Cyber Security



Qualification levels

704,000 people have at least a level 2 qualification such as GCSEs or an NVQ.



Where do people work right now?

Most jobs

- Health & Social Care - 110,000 (17.4%)
- Wholesale & Retail - 99,000 (15.7%)
- Education - 58,000 (9.2%)
- Administration - 53,000 (8.4%)
- Manufacturing - 49,000 (7.8%)

Fewest jobs

- Information Technology - 13,000 (2.1%)
- Real Estate - 9,000 (1.4%)
- Water, Sewerage & Waste - 4,000 (0.6%)
- Electricity, Gas & Air - 1,250 (0.2%)
- Mining, Quarrying & Utilities - 400 (0.1%)

Did you know...

The NHS is the UK's biggest employer, and the 5th biggest employer in the world!

What are the region's biggest companies to work for?

